






**ARAMIT LIMITED**  
**STATEMENT OF FINANCIAL POSITION**  
**AS AT 31 MARCH 2017**  
**(UN-AUDITED)**

	Note(s)	31 Mar 2017 Taka	30 Jun 2016 Taka
<b>ASSETS &amp; PROPERTIES</b>			
<b>NON CURRENT ASSETS</b>		<b>513,304,352</b>	<b>425,981,090</b>
Property, Plant & Equipment	4	94,663,050	73,955,169
Investment	5	418,641,302	352,025,921
<b>CURRENT ASSETS</b>		<b>742,220,728</b>	<b>602,331,332</b>
Inventories	6	158,830,154	101,091,370
Trade Receivables	7	11,377,161	3,142,928
Advances, Deposits and Prepayments	8	131,095,337	47,195,665
Short Term Investments	9	95,665,844	138,815,829
Interest Receivable	10	310,790	1,649,356
Due from Associated Companies	11	298,780,149	294,115,727
Cash and Cash Equivalents	12	46,161,293	16,320,457
<b>TOTAL ASSETS</b>		<b>1,255,525,080</b>	<b>1,028,312,422</b>
<b>EQUITY &amp; LIABILITIES</b>			
<b>SHAREHOLDERS' EQUITY</b>		<b>948,613,039</b>	<b>858,599,470</b>
Share Capital	13	60,000,000	60,000,000
Reserves	14	385,488,028	385,488,028
Dividend Equalization Fund		50,738,247	50,738,247
Retained Earnings		273,624,042	243,564,316
Unrealized Surplus of Financial Assets		178,762,722	118,808,879
<b>NON CURRENT LIABILITIES</b>		<b>70,060,930</b>	<b>34,378,773</b>
Provision for Employees' Retiral Gratuity	15	22,340,410	19,622,359
Term Loan	16	22,500,000	-
Deferred Income Tax	17	25,220,520	14,756,414
<b>CURRENT LIABILITIES</b>		<b>236,851,111</b>	<b>135,334,179</b>
Creditors and Accruals	18	190,076,865	90,138,534
Provision for WPP & WF	19	3,187,489	3,580,726
Provision for Taxation	20	30,793,297	29,745,480
Dividend Payable (Unclaimed)	21	12,793,460	11,869,439
		<b>1,255,525,080</b>	<b>1,028,312,422</b>
<b>NET ASSETS VALUE PER SHARE</b>	29	<b>158.10</b>	<b>143.10</b>
<b>CONTINGENT LIABILITIES AND COMMITMENTS</b>	22		

These financial statements should be read in conjunction with the annexed notes  
and were approved by the Board of Directors on 29 April 2017  
and were signed on its behalf by:

 <b>Chairman</b>	 <b>Managing Director</b>	 <b>Director</b>	 <b>Chief Financial Officer</b>	 <b>Company Secretary</b>
--	---	--	--	---

**ARAMIT LIMITED**  
**STATEMENT OF PROFIT OR LOSS AND OTHER COMPREHENSIVE INCOME**  
**FOR THE PERIOD FROM 01 JULY 2016 TO 31 MARCH 2017**  
**(UN-AUDITED)**

		01 Jul 2016 to 31 Mar 2017 09 Months Taka	01 Jul 2015 to 31 Mar 2016 9 Months Taka	01 Jan 2017 to 31 Mar 2017 03 Months Taka	01 Jan 2016 to 31 Mar 2016 03 Months Taka
	Note(s)				
Revenue	22	326,076,388	288,288,652	152,400,708	142,856,954
Cost of Sales	23	(272,079,539)	(225,092,535)	(130,497,819)	(121,895,131)
<b>Gross Profit</b>		<b>53,996,849</b>	<b>63,196,117</b>	<b>21,902,889</b>	<b>20,961,823</b>
General & Administration Expenses	24	(37,633,357)	(31,919,148)	(10,783,447)	(10,005,591)
Selling & Distribution Expenses	25	(16,873,214)	(12,776,943)	(6,252,398)	(7,158,442)
Other Income - Operating	26	63,825,747	53,660,249	34,470,951	26,666,381
<b>Profit from Operating Activities</b>		<b>63,316,024</b>	<b>72,160,275</b>	<b>39,337,994</b>	<b>30,464,171</b>
Financial Expenses		(157,542)	(105,011)	(72,299)	(9,748)
Non Operating Income / (Loss)	27	591,301	417,008	-	-
<b>Profit before WPP and Welfare Fund</b>		<b>63,749,783</b>	<b>72,472,272</b>	<b>39,265,695</b>	<b>30,454,423</b>
Contribution to WPP & Welfare Fund	19	(3,187,489)	(3,623,614)	(1,963,285)	(1,522,721)
<b>Profit before Income Tax</b>		<b>60,562,294</b>	<b>68,848,658</b>	<b>37,302,410</b>	<b>28,931,702</b>
Income Tax Expenses:					
Current Income Tax	20	(14,700,000)	(20,200,000)	(8,000,000)	(9,200,000)
Deferred Tax Income/(Expenses)	17	(3,802,568)	995,753	(5,364,099)	503,232
		(18,502,568)	(19,204,247)	(13,364,099)	(8,696,768)
<b>Profit for the year after tax</b>		<b>42,059,726</b>	<b>49,644,411</b>	<b>23,938,311</b>	<b>20,234,934</b>
<b>Other Comprehensive Income:</b>					
Surplus that may be re-classified to profit/(loss)					
Available-for-sale financial assets-shares in listed companies	5	66,615,381	47,855,952	33,790,260	(43,767,355)
Deferred Income Tax relating to components of other Comp. Income	5	(6,661,538)	(4,785,594)	(3,379,026)	4,376,736
<b>Other Comprehensive Income: for the year (net of tax)</b>		<b>59,953,843</b>	<b>43,070,358</b>	<b>30,411,234</b>	<b>(39,390,619)</b>
<b>Total Comprehensive Income</b>		<b>102,013,569</b>	<b>92,714,769</b>	<b>54,349,545</b>	<b>(19,155,685)</b>
<b>Earning Per Share (EPS):</b>					
Basic Earnings per share	28	7.01	8.27	3.99	3.37

These financial statements should be read in conjunction with the annexed notes  
and were approved by the Board of Directors on 29 April 2017  
and were signed on its behalf by:

  
Chairman

Managing Director

  
Director

Chief Financial Officer

  
Company Secretary

**ARAMIT LIMITED**  
**STATEMENT OF CASH FLOWS**  
**FOR THE PERIOD FROM 01 JULY 2016 TO 31 MARCH 2017**  
**(UN-AUDITED)**


	01 Jul 2016 to 31 Mar 2017 09 Months Taka	01 Jan 2015 to 30 Jun 2016 18 Months Taka
<b>Cash flows from operating activities</b>		
Collection from turnover and other income	371,281,720	833,649,732
Payment for cost and other expenses	(356,013,768)	(611,648,875)
Income Tax Paid	(13,652,183)	(29,176,318)
<b>Net cash inflow from operating activities (A)</b>	<b>1,615,770</b>	<b>192,824,539</b>
<b>Cash flows from investing activities</b>		
Acquisition of property, plant and equipment	(34,000,566)	(6,071,680)
Dividend received	591,301	1,328,006
Interest received	10,386,181	23,211,001
<b>Net cash outflow from investing activities (B)</b>	<b>(23,023,084)</b>	<b>18,467,327</b>
<b>Cash flows from financing activities</b>		
Cash proceeds from issuing share	-	-
Dividend paid	(11,075,979)	(52,400,449)
Term Loan	22,500,000	-
Short Term Investment	43,149,985	(117,731,554)
Interest Receivable	1,338,566	(1,649,356)
Due to (from) Associated Companies	(4,664,422)	(29,449,683)
<b>Net cash inflow/(outflow) from financing activities (C)</b>	<b>51,248,151</b>	<b>(201,231,042)</b>
<b>Net increase of cash and cash equivalents for the year (A+B+C)</b>	<b>29,840,836</b>	<b>10,060,824</b>
Cash and cash equivalents at the beginning of the year	16,320,457	6,259,633
<b>Cash and cash equivalents at the end of the year</b>	<b>46,161,293</b>	<b>16,320,457</b>
<b>Net Operating Cash Flow Per Share</b>	<b>0.27</b>	<b>32.14</b>

These financial statements should be read in conjunction with the annexed notes  
and were approved by the Board of Directors on 29 April 2017  
and were signed on its behalf by:

  
Chairman

Managing Director

  
Director

  
Chief Financial Officer

  
Company Secretary

**ARAMIT LIMITED**  
**STATEMENT OF CHANGES IN EQUITY**  
**AS AT 31 MARCH 2017**  
**(UN-AUDITED)**


Particulars	Share Capital	Capital Reserve	General Reserve	Dividend Equalization Fund	Retained Earnings	Available-for-sale financial assets (note-5)	Total Equity
	Taka	Taka	Taka	Taka	Taka	Taka	Taka
<b>Balance as on 01 July 2016</b>	60,000,000	20,212,562	365,275,466	50,738,247	243,564,316	118,808,879	858,599,470
Write back of Unclaimed Dividend	-	-	-	-	-	-	-
Profit after Tax for 01 July 2016 to 31 March 2017	-	-	-	-	42,059,726	-	42,059,726
Final (Including Interim) Cash Dividend	-	-	-	-	(12,000,000)	-	(12,000,000)
Other Comprehensive Income (Unrealized Deficit on Financial Assets Available for Sale)	-	-	-	-	-	59,953,843	59,953,843
<b>Balance as on 31 March 2017</b>	<b>60,000,000</b>	<b>20,212,562</b>	<b>365,275,466</b>	<b>50,738,247</b>	<b>273,624,042</b>	<b>178,762,722</b>	<b>948,613,039</b>
<b>Balance as on 01 January 2015</b>	<b>60,000,000</b>	<b>20,212,562</b>	<b>365,275,466</b>	<b>50,000,000</b>	<b>186,554,564</b>	<b>159,890,173</b>	<b>841,932,765</b>
Write back of Unclaimed Dividend	-	-	-	738,247	-	-	738,247
Profit after Tax for 01 January 2015 to 30 June 2016	-	-	-	-	117,009,752	-	117,009,752
Final (Including Interim) Cash Dividend	-	-	-	-	(60,000,000)	-	(60,000,000)
Other Comprehensive Income (Unrealized Deficit on Financial Assets Available for Sale)	-	-	-	-	-	(41,081,294)	(41,081,294)
<b>Balance as on 30 June 2016</b>	<b>60,000,000</b>	<b>20,212,562</b>	<b>365,275,466</b>	<b>50,738,247</b>	<b>243,564,316</b>	<b>118,808,879</b>	<b>858,599,470</b>

These financial statements should be read in conjunction with the annexed notes and were approved by the Board of Directors on 29 April 2017 and were signed on its behalf by:



Chairman

Managing Director

Director

Chief Financial Officer



Company Secretary