



aramit limited

A UNIT OF ARAMIT GROUP



Corporate Office & Factory : 53 Kalurghat Heavy Industrial Estate, PO : Mohara, Chittagong- 4208, Bangladesh.

Tel : (88 031) 2570986, 670368, 670473, 671950 Sales : 671868, 2570987, Fax : (88 031) 671583, E-mail : altd@aramitgroup.com Web : www.aramitgroup.com

30 January, 2017

The Chairman

Bangladesh Securities and Exchange Commission

Jiban Bima Tower (14th, 15th, 16th & 20th floor)

10, Dilkusha Commercial Area, Dhaka-1000, Bangladesh.

Phone: 880 2 9568101-2, 9561525

Fax No. 880 2 7176604, 9563721

E-mail: secbd@bdmail.net

Subject: Un-audited Half Yearly Financial Statements.

For the half year ended on 31st December 2016.

Dear Sir,

With reference to your notification No. **SEC/CMRRCD/2008-183/Admin/03-34** dated September 27, 2009 & as per section 14 of DSE Listing Regulation 2015, we are pleased to submit herewith the un-audited Financial Statements for the half year ended on 31st December 2016 along with **Selected Explanatory Notes** as per paragraph 8 & 20 of BAS 34 for your kind information and record.

Thanking you.

Yours faithfully

By **Order of the Board**

(B. Gupta)

Executive Director &

Company Secretary

Encl: **Un-audited Financial Statements for the half year ended on 31st December 2016.**

Copy to:

The Company Secretary

Dhaka Stock Exchange Limited,

Stock Exchange Building, 9/F Motijheel C/A, Dhaka, Bangladesh.

Tel: 88-02-9564601, 9576210-18, Fax No. 88-02-9564727, 9569755

E-mail: dse@bol-online.com, Web: <http://www.dsebd.org>, www.dse.com.bd

The Company Secretary

Chittagong Stock Exchange Limited,

CSE Building, 1080 Sk. Mujib Road, Agrabad, Chittagong-4100, Bangladesh.

Tel: 88-031-7145632-3, 720871-3, 726976-7, (Dhaka Office: +88-02-9513911-15)

Fax No. 88-031-714101, (Dhaka Office: +88-02-9513906)

E-mail: info@cse.com.bd, listing@cse.com.bd Web: www.cse.com.bd






Dhaka Office : Green View Apartment, Flat # 6J (5th Floor), House # 39, Road # 24, Block # CWS(B), Gulshan-1, Dhaka-1212, Tel : (88-02) 9887176, 9881095, Fax : (88-02) 9851551

Depots : Khulna : 31 KDA Avenue, Khulna, Tel : (041) 724636, Bogra : Chalkjadu Road, Badurtala, Bogra, Tel : (051) 63431

Barisal : Hatkhola, Barisal, Tel : (0431) 2173347, Mymensingh : 11/56 Bara Bazar, Mymensingh, Tel : (091) 65548

aramit limited
STATEMENT OF FINANCIAL POSITION
AS AT 31ST DECEMBER 2016
(UN-AUDITED)

	<u>Notes</u>	31 Dec. 2016 Taka	30 June 2016 Taka
ASSETS			
NON CURRENT ASSETS		459,303,783	425,981,090
Property, Plant & Equipment	4	74,452,741	73,955,169
Investment in quoted Shares and Securities	5	255,991,842	223,166,721
Investment in unquoted Shares and Securities	6	128,859,200	128,859,200
CURRENT ASSETS		608,609,593	602,331,332
Inventories	7	168,316,968	104,141,370
Trade Receivables	8	15,162,440	3,142,928
Advances, Deposits and Prepayments	9	62,708,173	44,145,665
Short Term Investments	10	34,058,356	138,815,829
Interest Receivables	11	-	1,649,356
Due from Associated Companies	12	304,019,229	294,115,727
Cash and Bank Balances	13	24,344,427	16,320,457
TOTAL ASSETS		1,067,913,376	1,028,312,422
EQUITY & LIABILITIES			
SHAREHOLDERS' EQUITY		894,263,494	858,599,470
Share Capital	14	60,000,000	60,000,000
Reserves	15	385,488,028	385,488,028
Dividend Equalisation Fund		50,738,247	50,738,247
Retained Earnings		249,685,731	243,564,316
Unrealised surplus of financial assets		148,351,488	118,808,879
NON CURRENT LIABILITIES		38,662,459	34,378,773
Provision for Employees' Retiral Gratuity	16	22,185,064	19,622,359
Deferred Income Tax	17	16,477,395	14,756,414
CURRENT LIABILITIES		134,987,423	135,334,179
Creditors and Accruals	18	114,536,808	93,719,260
Provision for Taxation	19	14,992,803	29,745,480
Dividend Payable (Unclaimed)	26	5,457,812	11,869,439
TOTAL SHAREHOLDERS' EQUITY & LIABILITIES		1,067,913,376	1,028,312,422
NET ASSET VALUE PER SHARE (NAV)	30	149.04	143.10
CONTINGENT LIABILITIES AND COMMITMENTS	20		

Chairman Managing Director Director Chief Financial Officer Company Secretary

aramit limited
STATEMENT OF COMPREHENSIVE INCOME
FOR THE HALF YEAR ENDED 31ST DECEMBER 2016
(UNAUDITED)

	Notes	July to Dec. 16 Taka	July to Dec. 15 Taka	Oct. to Dec. 16 Taka	Oct. to Dec. 15 Taka
Net turnover	21.1 & 22	173,675,680	145,431,698	95,238,300	75,516,136
Cost of Sales	22	(141,581,720)	(103,197,401)	(78,676,529)	(62,080,901)
Gross profit		32,093,960	42,234,297	16,561,771	13,435,235
General & Administrative Expenses	23.1	(26,849,910)	(21,913,557)	(15,212,357)	(8,342,408)
Selling & Distribution Expenses	23.2	(10,620,816)	(5,618,500)	(6,309,124)	(3,866,454)
Other Income - Operating	24.1	29,354,796	26,993,868	16,856,065	21,288,313
Profit from Operating Activities		23,978,030	41,696,108	11,896,355	22,514,686
Financial Expenses		(85,243)	(95,263)	(63,605)	(87,328)
Non Operating Income /(Loss)	24.2	591,301	417,008	9,253	316,043
Profit before WPPF and Welfare Fund		24,484,088	42,017,853	11,842,003	22,743,401
Contribution to WPPF and Welfare Fund @ 5%		(1,224,204)	(2,100,893)	(592,100)	(1,137,170)
Profit before Income Tax		23,259,884	39,916,960	11,249,903	21,606,231
Income Tax Expenses					
Current Income Tax	19.1	(6,700,000)	(11,000,000)	(3,200,000)	(7,960,663)
Deferred Tax Income/(Expenses)	17.1	1,561,531	492,521	1,145,107	559,275
Profit after Income Tax		18,121,415	29,409,481	9,195,010	14,204,843
Other Comprehensive Income:					
Surplus that may be re-classified to profit/(loss)					
Available-for-sale financial assets-shares in listed corp	5.3	32,825,121	91,623,307	14,153,078	(29,086,758)
Deferred Income Tax relating to components of oth	17.1	(3,282,512)	(9,162,330)	(1,415,308)	2,908,677
		29,542,609	82,460,977	12,737,770	(26,178,081)
Total Comprehensive Income		47,664,024	111,870,458	21,932,780	(11,973,238)
BASIC EARNING PER SHARE (EPS)	29	3.02	4.90	1.53	2.37



Chairman



Managing Director



Director




Chief Financial Officer



Company Secretary

aramit limited
STATEMENT OF CASH FLOW
FOR THE HALF YEAR ENDED 31ST DECEMBER 2016
(UN-AUDITED)

	July - Dec. 2016 Taka	July - Dec. 2015 Taka
CASH FLOW FROM OPERATING ACTIVITIES		
Collections from turnover and other income	184,275,400	160,922,326
Payment for cost and other expenses	(231,473,340)	(115,635,421)
Income tax paid	(21,452,677)	(14,057,623)
	-	-
Cash inflow from operating activities	(68,650,617)	31,229,282
CASH FLOW FROM INVESTING ACTIVITIES		
Capital expenditure	(8,743,978)	(1,427,500)
Dividend received	591,301	432,808
Interest received	6,735,564	8,007,415
Cash inflow from investing activities	(1,417,113)	7,012,723
CASH FLOW FROM FINANCING ACTIVITIES		
Dividend paid	(18,411,627)	(29,030,892)
Short Term Investments	104,757,473	-
Interest Receivable	1,649,356	(29,030,892)
Due to (from) Associated Companies	(9,903,502)	(43,792,503)
Cash (outflow) from financing activities	78,091,700	(101,854,287)
Net increase/ (decrease) in cash & cash equivalents	8,023,970	(63,612,282)
Cash and cash equivalents at the beginning of the period	16,320,457	24,856,089
Cash and cash equivalents at the end of the period	24,344,427	(38,756,193)
Net Operating Cash Inflow / (Outflow) per share	(11.44)	5.20


Chairman


Managing Director


Director


Chief Financial Officer


Company Secretary

aramit limited

STATEMENT OF CHANGES IN SHAREHOLDERS' EQUITY FOR THE HALF YEAR ENDED 31ST DECEMBER 2016 (UN-AUDITED)

(Amount in Taka)

	Capital	Capital Reserve	General Reserve	Dividend Equalisation Fund	Retained Earnings	Available-for-sale financial assets	Total Equity
Balance as on 1 July 2016	60,000,000	20,212,562	365,275,466	50,738,247	243,564,316	118,808,879	858,599,470
Changes during the 1st Half of 2016-2017							
Profit after Tax for the quarter					18,121,415		18,121,415
Final Dividend (Cash Dividend)					(12,000,000)		(12,000,000)
Other Comprehensive Income (unrealised deficit on financial assets available for sale)						29,542,609	29,542,609
Total change during the period	-	-	-	-	6,121,415	29,542,609	35,664,024
Balance as on 31 December 2016	60,000,000	20,212,562	365,275,466	50,738,247	249,685,731	148,351,488	894,263,494

aramit limited

STATEMENT OF CHANGES IN SHAREHOLDERS' EQUITY FOR THE HALF YEAR ENDED 31ST DECEMBER 2015 (UN-AUDITED)

(Amount in Taka)

	Capital	Capital Reserve	General Reserve	Dividend Equalisation Fund	Retained Earnings	Available-for-sale financial assets	Total Equity
Balance as on 1 July 2015	60,000,000	20,212,562	365,275,466	50,000,000	201,119,154	84,028,225	780,635,407
Changes during the 1st Half of 2015							
Profit after Tax for the Period					29,409,481		29,409,481
Write back of Unclaimed Dividend				738,247			738,247
Other Comprehensive Income (unrealised deficit on financial assets available for sale)						82,460,977	82,460,977
Total change during the period	-	-	-	738,247	29,409,481	82,460,977	112,608,705
Balance as on 31 December 2015	60,000,000	20,212,562	365,275,466	50,738,247	230,528,635	166,489,202	893,244,112


Chairman


Managing Director


Director


Chief Financial Officer


Company Secretary